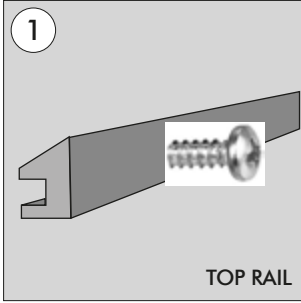
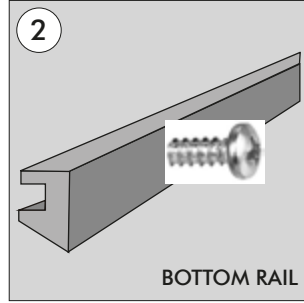


M&C NOTICEBOARD

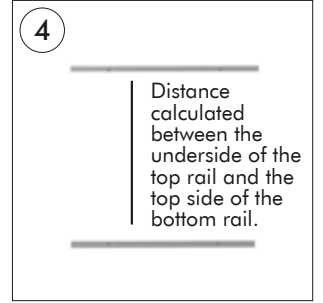
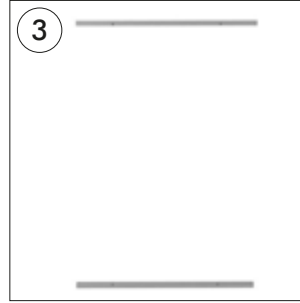


TOP RAIL




BOTTOM RAIL


- Fix the mounting profiles on the wall according to the size of the board.
- Montieren Sie beide Montageprofile entspr. Rahmengröße an die Wand fest.
- İki askı profilini çerçeve ölçüsüne göre duvara monte edin.




- Distance between the upper & bottom mounting profiles both in portrait and landscape position.
 - Abstand zwischen den oberen und unteren Montageprofilen für Quer- und Hochformat:
 - Dikey ve yatay pozisyonda askı profilleri arasındaki mesafe:
- | Portrait/Vertikal/Dikey | Landscape/Horizontal/Yatay |
|-------------------------|----------------------------|
| 4XA4 : 717 mm | 4XA4 : 549 mm |
| 6xA4 : 1037 mm | 6xA4 : 549 mm |
| 9XA4 : 1037 mm | 9XA4 : 779 mm |
| 12XA4 : 1037 mm | 12XA4 : 1009 mm |





- Locate the back channel of the board onto the top mounting profile.
- Hängen Sie den Kasten an den auf der Rückseite befindliche Kanäle in die Montageprofile.
- Kasa arakasındaki kanalları askı profiline geçirin.




- Using an allen key, ONLY screw the bottom of the board using grub screws.
- Ziehen Sie die Montageschrauben unter dem Kasten mit Inbusschlüssel fest.
- Kasa altındaki vidaları alıyan anahtar ile sıkarak sabitleyin.



- When required use the hinged metal rods to prop open the door. The end of each rod should be unclipped from inside the door and angled to engage into the plastic fittings within the board surround.
- Schliessen Sie die Tür auf, nehmen Sie die Stäbe zum Offenhalten der Tür aus der Halterung und stecken Sie das lose Ende in die Plastikhalterung im Kasten, so dass die Tür offen steht.
- Noticeboard'un kapağını açın. Kapak içindeki milleri yuvasından çıkartın. Millerin ucunu çerçevenin alt ve üst profilindeki plastik tutucuya dayayarak kapağı açık konumda tutun.



- Attach your documents to the base with magnets or pins.
- Befestigen Sie Ihre Dokumente mit den Magneten oder Stecknadel an die Grundfläche.
- Dokümanlarınızı magnetik toplar yada raptiye yardımıyla zemine tutturun.



- Use the lock to secure the door in the closed position.
- Zum fixieren der Tür schliessen Sie bitte den Kasten ab.
- Kapıyı sabitlemek için lütfen kitleyiniz.



- Please inform the order number on the product or on the carton (e.g. 1/110001394-460) to the place that you have made the purchase if any problem with the product occurs.
- Bitte teilen Sie bei jeglichen Problemen, die auf dem Artikel oder auf der Verpackung aufgeführte Auftragsnummer (z.B. 1/110001394-460) Ihrem Händler mit.
- Lütfen ürünlerdeki herhangi bir sorun için ürünün veya paketin üzerindeki sipariş numarasını (örnek: 1/110001394-460) satın aldığınız yere bildiriniz.

- All rights reserved. All pictures, figures and writings are secured internationally by copy-right law. Infringements will be sued by civil and legal law.
- Alle Rechte vorbehalten. Alle Bilder, Zeichnungen und Texte sind international urheberrechtlich geschützt. Etwaige Zuwiderhandlungen werden zivil- und strafrechtlich verfolgt.
- Tüm hakları saklıdır. Tüm resimlerin, şemaların ve yazıların kopya hakları uluslararası kanunlarla güvence altına alınmıştır. İhlali durumunda sivil ve hukuki yasa mercii tarafından dava edilecektir.



1001941